

GUSTARD X26 USB MODEL Firmware Upgrade Tutorial

Note:

***** Be sure to stop playing music and exit the playback software, and do not set it as the default sound playback device.

It is best to turn off the power and restart the firmware before upgrading.

Otherwise, there may be a failure to boot.

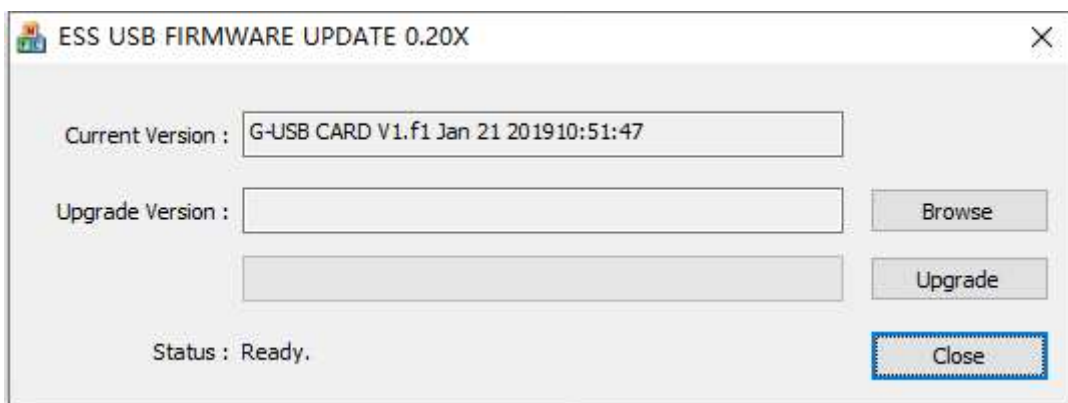
1. Please confirm that the X26 USB driver has been successfully installed, then you can upgrade the X26 firmware.
2. When using the Windows 10 operating system, you can upgrade the X26 USB firmware as long as you can use the UAC2.0 driver built into the system.

STEPS

1. RUN the USB_SPI_downloader GREEN.exe on your computer's desktop and double-click it to open it.

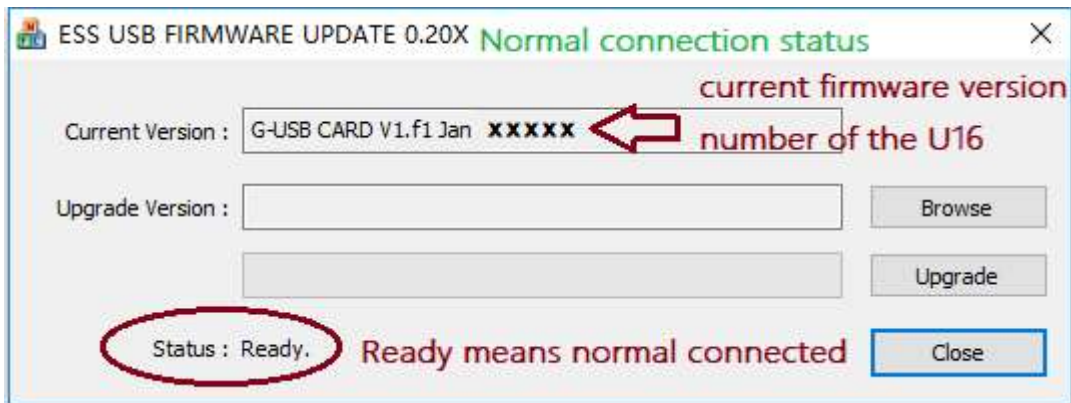


2. If the upgrade program successfully recognizes X26 USB MODEL, the firmware upgrade program will display the current firmware version number of X26 USB MODEL and display the ready status.



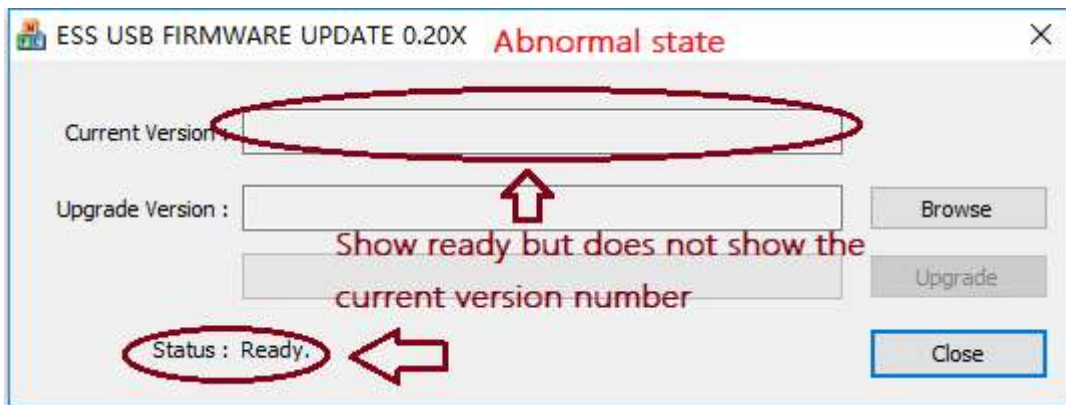
As shown in the figure below, the firmware upgrade program has displayed the current firmware version number of the X26 USB MODEL, indicating that the X26 USB has been successfully connected and the status is normal.

In this state, you can open the firmware file and upgrade the X26 firmware.



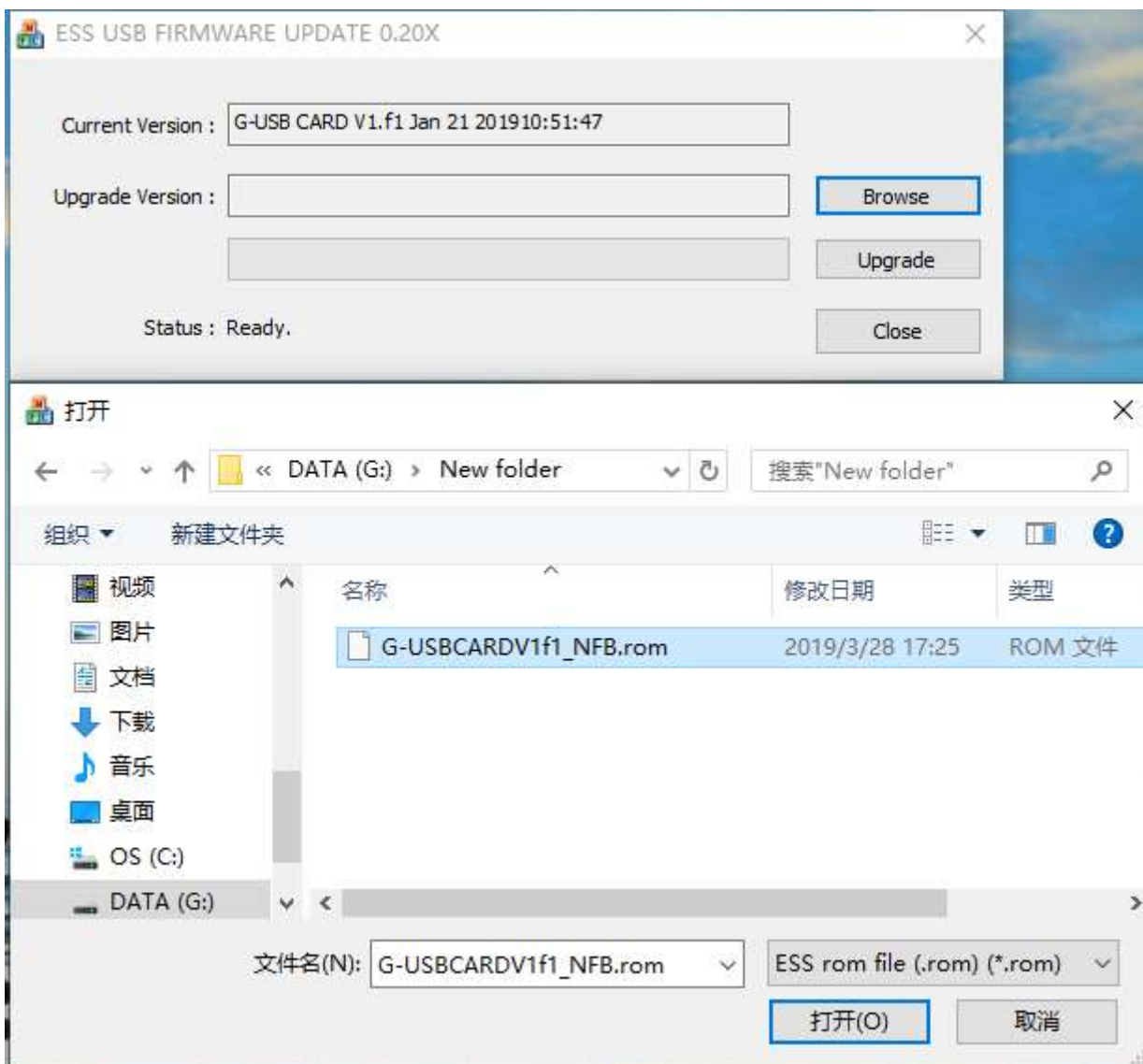
If the abnormal state shown in the figure below appears, you need to change the USB port that X26 is connected to the computer. Please use the native USB 2.0 port whenever possible.

Because of the difference in USB port priority on the computer, some USB ports are not suitable for X26 USB firmware upgrade.

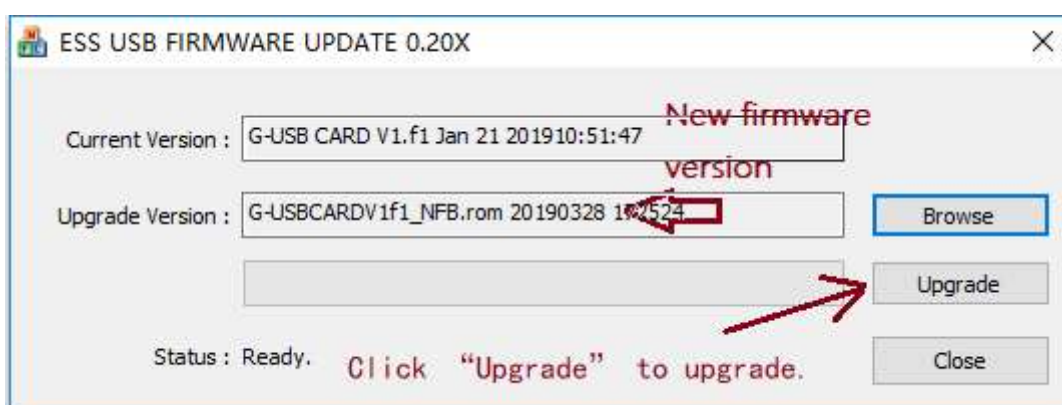


3. Under normal connection, please click “Browse” to open the new firmware file.

*The firmware file name and version below are only examples, and the actual firmware will be slightly different according to the new release.

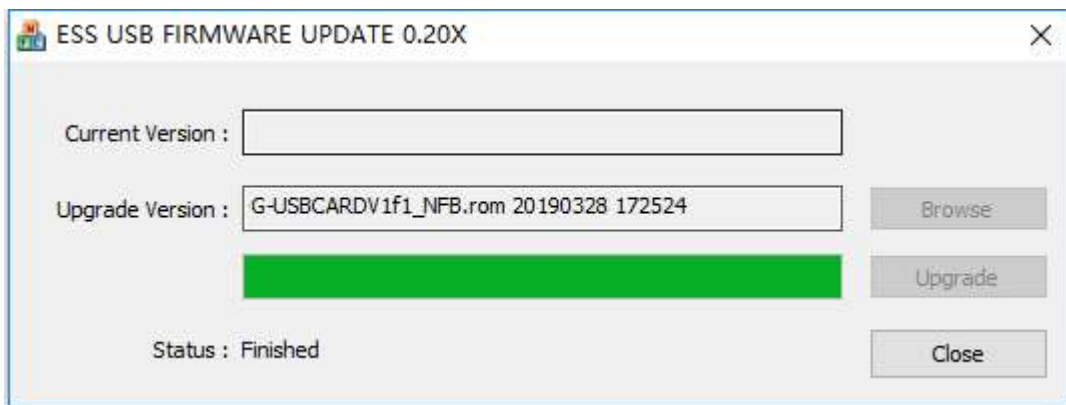


4. After opening the firmware file, the version number of the new firmware will be displayed. Click “Upgrade” to upgrade.。

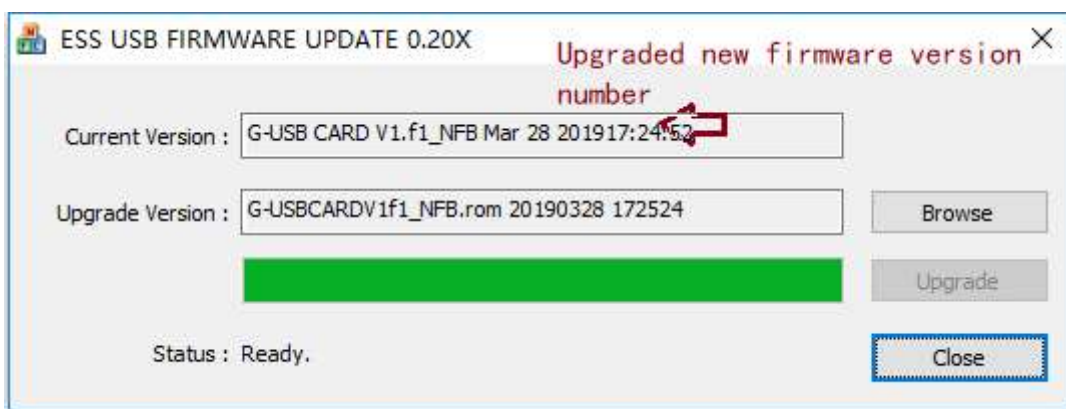


5. X26 USB MODEL will restart automatically during the upgrade process. After the green progress bar is finished, the upgrade process is complete.

After that, the latest version of the firmware version status that has been upgraded will be displayed in the firmware upgrade program.



6. Click the "Close" button to exit the firmware upgrade program.



7. The entire upgrade process has been completed, thank you for purchasing the GUSTARD X26 !