

S.M.S.L



SU-1



使用说明书

<http://smsl-audio.com/>

技术参数

- 请将设备安装在通风良好、阴凉、干燥、干净的位置，远离直射阳光热源、振动、灰尘、潮湿或寒冷。
- 只能使用本机指定的电压。使用高于指定数值的电压很危险，而且可能导致火灾，损坏本机或造成人身伤害。对于使用高于指定电压造成的任何损害，我司将不负任何责任。
- 不要试图自行改造或修理本机。如果需要任何服务，请与销售或者我司客服人员联系。不管有任何理由，都没有打开机壳的必要。
- 如果打算长时间不使用本机（比如度假时），请从墙壁交流电源插座上断开电源线的连接。

重要提示：

本说明书所提到的产品规格和资讯仅供参考。如有内容更新，恕不另行通知。

保修条款

一、服务期限

佛山双木三林科技有限公司承诺产品的良好品质，产品自售出之后7天内正常使用情况下出现故障，客户可以选择退货或者保修（不影响二次销售才可退货）。正常使用一年内出现故障可以免费保修。

二、购买日期以销售商开出的购机发票或收据日期为准，网购可以交易截图为准。

三、有以下情况都不能享受“三包”服务

1. 一切人为因素损坏，包括非正常工作环境下使用或不按照说明书使用。
2. 用户私自拆机、改装、维修。
3. 使用非指定或许可的配件造成损坏的。
4. 机身的QC或保修贴损毁。
5. 不能出示有效购机凭证。
6. 不属于本公司产品。

四、保修方式为送修

此条款只适于中国大陆，其它地区请参考当地销售代理商的规定和国家法规。

产品特点

- 全接口支持MQA,支持MQA-CD;
- 超小型设计,并且支持多种放置方式;
- 采用最新XMOS XU-316方案支持到32位768kHz和DSD512;
- 采用最新CK-03时钟系统,大幅降低系统JITTER;
- 采用一片AKM新款AK4493S,并且精心调校使其达到了前所未有的0.00013%;
- 内置高性能电源过滤系统,使其仅使用USB接口供电就可以达到最佳性能!
- 阳极氧化CNC铝合金外壳;
- 日本电子音频协会Hi-Res认证。

MQA 规格表

USB:



同轴:



光纤:




} 渲染Renderer + MQA + MQA Studio

技术参数

输入接口	USB、光纤、同轴	
输出电平.....	2.0Vrms	
THD+N.....	0.00013% (-117dB)	
动态范围.....	121dB	
信噪比.....	121dB	
USB传输方式.....	异步传输	
USB兼容性.....	Windows 7 / 8 / 8.1 / 10 / 11 Mac OS X10.6以上、Linux	
位深		
USB.....	1bit ~ 32bit	
光纤/同轴.....	16bit ~ 24bit	
采样率		
USB.....	PCM	44.1kHz~768kHz
	DSD	2.8224~22.5792MHz
光纤/同轴.....	44.1kHz~192kHz	
MQA.....	384kHz	
消耗功率.....	<5W	
待机功耗.....	<0.1W	
体积.....	96 x 27 x 78mm (WxHxD)	
重量.....	195g/0.43lbs	

规格时有变更, 恕不另行通知。

部件介绍



- | | |
|-----------------|-----------------|
| 1 按键 | 6 单端线路输出 |
| 2 同轴输入灯 | 7 同轴输入 |
| 3 光纤输入灯 | 8 光纤输入 |
| 4 USB输入灯 | 9 USB输入 |
| 5 MQA指示灯 | |

功能介绍

■ 按键

- 长按关闭电源,短按打开电源。
- 短按切换输入源,输入会在“USB, 光纤, 同轴”之间切换。

■ MQA指示灯颜色说明

- 绿色: 表示正在播放MQA格式的流媒体或文件
- 蓝色: 表示正在播放MQA Studio文件
- 洋红色: 传输最终展开的MQA文件并显示原始采样率

播放MQA-CD注意事项

- 必须确认所播放的是一张真正的MQA-CD;
- 确认CD播放器输出的光纤或同轴信号是未经处理的源码。

关于MQA

MQA (Master Quality Authenticated) 是一项屡获殊荣的英国技术，是一种兼有极高的采样率和足够小的文件体积的高解析音频编码技术。此机采用MQA技术，可以接收并解码MQA音频，提供母带级别的声音。

有关更多信息，请访问<https://www.mqa.co.uk/how-it-works>

MQA文件播放

- 此机的MQA播放不要求使用特殊的播放软件，例如foobar2000，Audirvanaplus只要支持ASIO或者WASAPI的音频输出就可以了，并且在播放MQA音频时，最好将电脑的音量调到最大，以使得电脑的音频输出是最佳状态。
- 在播放MQA文件时，显示屏显示的采样率为音频原始采样率。

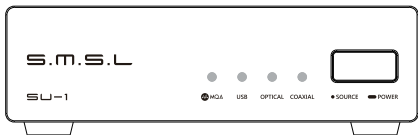


MQA和声波标志是MQA Limited的注册商标。©2016

S.M.S.L



SU-1



USER MANUAL

<http://smsl-audio.com/>

Safety Notes

- Install this unit in a well ventilated, cool, dry, clean place-away from direct sunlight, heat sources, vibration, dust, moisture, or cold..
- Use the voltage specified on this unit Only. Using this unit with a higher voltage than specified is dangerous and may cause fire , damage to this unit, or personal injury. Our company will not be held responsible for any damage resulting from the use of this unit with a voltage other than that specified.
- Do not attempt to modify or fix this unit by yourself. Contact alesperson or customer service when any service is needed. The cabinet should never be opened for any reason.
- When not planning to use this unit for long periods of time (i.e. when going on vacation), disconnect the power cable from the AC wall outlet.

Important note:

The product specifications and information mentioned in this manual are for reference only. The content of this manual is subject to change without notice.

Warranty Terms

Warranty Terms

1.The term of service Foshan Shuangmusanlin Technology Co., Ltd. promises good quality products. If the product is defective by normal use within 7 days after purchasing, the customer can chose to send it back for returning or repairing (only the product does not affect the secondary sales can be returned). Faulty for free within one year warranty normal use.

2.Date of purchase is in accordance with the date on invoice or receipt used by seller, on line shopping can show the screenshot of trade.

3.Following situation can not enjoy“Three Guarantees service”




- a.All damages by human factors,including use it under non-normal working environment the and not follow manual in structions.
- b.User privately disassemble, modification, maintenance.
- c.Use non-designated or approved accessories cause damage.
- d.QC or warranty stickers damage on cabinet.
- e.Can not provide a valid purchasing prove.
- f. Not belong to SMSL product.

4.How to guarantee These terms only suitable for China mainland, other region pleaserefer to the policy of the local sales agents and nations.


Features

- All interfaces support MQA, Supports MQA-CD ;
- Ultra-tiny shape design and supports a variety of placement ways ;
- The latest XMOS XU-316 solution supports sampling rate up to 32bit/768KHz and DSD512 ;
- The new self-developed CK-03 clock processing circuit greatly reduces clock jitter ;
- One pieces of AKM's new AK4493S chip, and carefully adjusted it to an unprecedented 0.00013% ;
- Built-in high-performance power filtering system, so that it can achieve the best performance using only one USB interface for power supply !
- Anodized CNC aluminum alloy housing ;
- Japan Electronics Association Hi-Res Audio certification .

MQA SPEC TABLE

USB :		} Renderer + MQA + MQA Studio
Coaxial:		
Optical:		

Display Interface and Instructions



- 1 Bottom
- 2 Coaxial input light
- 3 Optical input light
- 4 USB input light
- 5 MQA Indicator light
- 6 RCA output
- 7 Coaxial input
- 8 Optical input
- 9 USB Input

Instructions for use

■ Botton

- Hold the key to switch power OFF,press the key to switch power ON.
- Press the key to switch INPUTS between "USB, COAXIAL, OPTICAL"

■ MQA INDICATOR LIGHT COLOR INTRODUCTION

- Green: It means streaming or files in MQA format
- Blue: It means playing MQA Studio file
- Magenta: Delivering the final unfold of the MQA file and displays the original sample rate.

Tips for playing MQA-CD

- Please confirm that what you're playing is a real MQA-CD.
- Please confirm that the Optical or coaxial signal output by CD player is unprocessed source code.

About MQA

MQA (Master Quality Authenticated) is an award-winning British technology that delivers the sound of the original master recording. The master MQA file is fully authenticated and is small enough to stream or download. The machine includes MQA technology, which enables you to playback MQA audio files and streams, delivering the sound of the original master recording.

Visit How it works <https://www.mqa.co.uk/how-it-works> for more information.

MQA files playback

- SU-1's MQA playback does not require additional software. You can use foobar2000 or Audirvana for MQA playback as it supports ASIO or WASAPI audio output. When playing MQA audio, it is suggested to adjust the volume of the computer to the maximum for the best audio output.
- The SU-1 LED next to MQA logo glows green or blue to indicate that the unit is decoding and playing an MQA stream or file, and denotes provenance to ensure that the sound is identical to that of the source material. It glows blue to indicate it is playing an MQA Studio file, which has either been approved in the studio by the artist/producer or has been verified by the copyright owner.
- When playing an MQA file, the sampling rate of the original master recording is displayed.



MQA and the Sound Wave Device are registered trade marks of MQA Limited. © 2016

